


---

## VAX DECslide Presentation Graphics Design Tool

digital



### **VAX DECslide—Digital's Easy-to-Use Text and Graphics Package for VAX Systems.**

With VAX DECslide creating your own presentation materials is now easier than ever before. If you're a business professional in search of a way to create presentation-quality illustrations quickly and easily, your search ends here.

VAX DECslide, Digital's new menu-driven software package for generating text and figure slides, is designed for office professionals and business users with little or no computer experience.

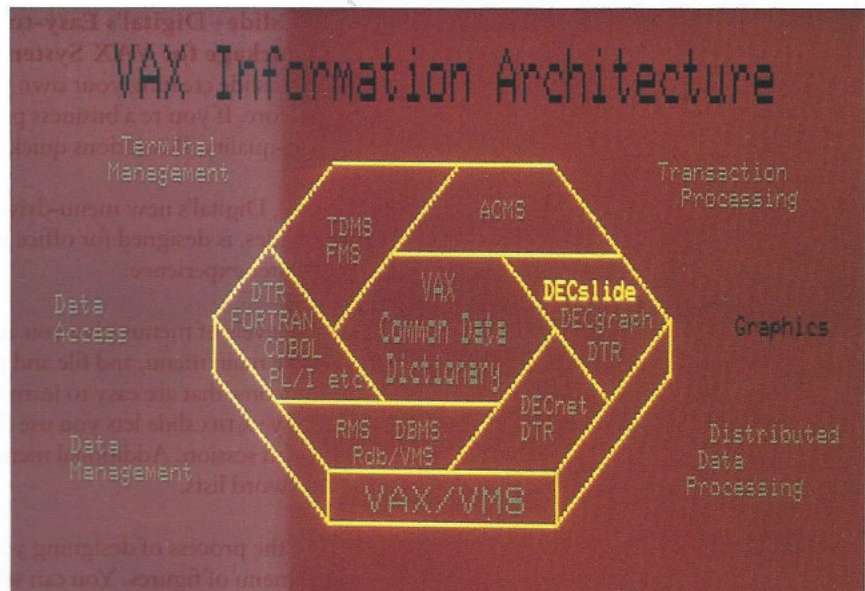
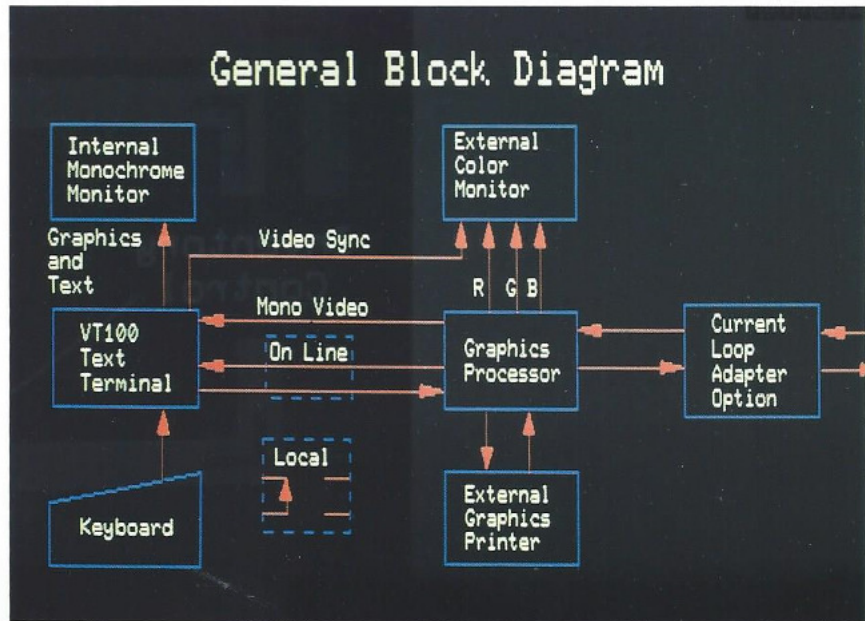
One or two levels of menus give you all your options for working with VAX DECslide. The main menu, and file and print submenus, consist of representative pictures, or icons, that are easy to learn and remember. After you select the design icon, VAX DECslide lets you use the numeric keypad keys for full control of your design session. Additional menu options become available to you in the form of word lists.

To simplify the process of designing your illustrations, VAX DECslide provides you with a menu of figures. You can select a box, circle, triangle, or arc. The figures can be modified in shape and size. VAX DECslide also makes it easy for you to draw lines and polygons and to enter text in different sizes.

A key productivity feature offered by VAX DECslide lets you overlay one slide over another. This capability saves you the time of re-creating an illustration.

**Highlights:**

- Familiarizes you with the system and makes you productive in very little time by providing multiple levels of online help and step-by-step instructions.
- Designates commands such as design, print, or file with the use of icons, making commands easier to remember.
- Saves diagrams and text in a directory for use in a number of different presentations.
- Produces the following: circle (can be modified to ellipse), square (can be modified to rectangle), triangle, and arc.
- Lets users produce lines, polygons, and text.
- Changes object and text size, and rotates, moves, and copies objects and text.
- Provides 12 color palettes for color-coordinated slides.
- Generates finished slides in black and white, or color (optional), in the following formats depending on the availability of hardware devices: printed black and white hardcopy (single or double size), 35mm slides, instant photographs, or overhead transparencies.
- Provides a slide organizer, permitting batch output of slides and graphs to a terminal or attached terminal printer.



### **The Beauty is in its Simplicity.**

Now you can produce professional-quality text and graphic presentation materials quickly and easily, even if you have little or no computer expertise. Since you probably can't spend a lot of time learning how to create your slides, you need VAX DECslide—a tool that can make you productive almost immediately.

### **VAX DECslide... As Easy to Learn as it is Easy to Use.**

The VAX DECslide User's Guide leads you through the creation and production of your illustrations. The guide has been designed with the inexperienced user in mind. You can typically familiarize yourself with VAX DECslide within one to two hours and begin illustrating your ideas immediately. In addition, an extensive online help facility is always at your fingertips, demonstrating Digital's commitment to build and provide products that are both easy to learn and easy to use.

### **Function Selection is Simple and Effective.**

VAX DECslide uses a combination of iconic and word-list menus and the auxiliary keypad to guide you through the creative process. Icons are small pictures that describe DECslide command features. These commands allow you to design, display, save, restore, merge, and print full-screen illustrations. Illustrations can consist of text, figures, or both and can be used in either presentations or reports. To select a command, simply highlight the appropriate icon by using the arrow keys. Then press either the return key or VAX DECslide's accept key to indicate your selection.

### **Simple to Complex Presentations ... VAX DECslide Can Handle Them All.**

VAX DECslide is so versatile and easy to use, you'll wonder how you ever managed without it.

To get started with VAX DECslide, select the icon that describes what you want to do, and you're on your way to creating a dynamic visual representation of your ideas.

For example, selection of the design icon tells VAX DECslide that you want to begin designing your illustration. At this point you can also display a grid to help with accurate alignment of your objects and text.

Once in design mode, you use DECslide's special keypad keys to create your design. You use the Object key to enter a menu that offers you a choice of either text or figures.

You can change the height and width of objects, and you can rotate and move them within the design area. In addition, you can use a variety of patterns to fill in the figures in your design.

The arrow keys and a toggle key let you control the degree of movement around the screen's work area.

You can create your text entry or a figure and then copy it as many times as you want. For example, to design an organization chart, design one box, then make copies of it to complete the chart.

### **Adding Text to Your Illustration Is Easy.**

Simply press the Object key, select Text from the menu, and begin entering your information. The size of your text can also be increased or decreased to achieve proper proportions and impact.

To put your illustration into a report, you can use one of Digital's printers to produce hardcopy output. Depending on the printer, you can produce small or large black-and-white prints. Digital offers the LA12 or the LA50 printer for small prints, and the LA34-VA and the LA100 for both small and large prints.

Most color cameras or recorders that attach to the Red/Green/Blue RS170 connector and are compatible with the VT125 or VT241, can be used to produce slides, pictures, and transparencies.

### **A Directory Stores Your Illustrations for Future Use.**

VAX DECslide provides you with a subset of your default VMS directory. It provides you with a listing of each slide you save, thus allowing you to retrieve previously designed slides quickly and easily. This is especially useful for frequently used illustrations, such as company logos.

### **The Slide Organizer Automates Your Presentations.**

With VAX DECslide, you can prepare entire presentations for automated delivery. The slide organizer lets you assemble the slides and graphs into presentation packages, or "slide trays." You can deliver all or part of a presentation by displaying the slides on your terminal or printing them on your graphics printer.

### **Presentations with Clout.**

Color is an important aspect of any illustration, as is the ability to fill objects with various fill patterns. Color adds visual impact to your work, and fill patterns help distinguish the different elements within an illustration. VAX DECslide provides you with a selection of 12 different color palettes and offers

**digital**

you a choice of 10 different fill patterns to customize your illustrations. Each color palette also contains 10 colors that have been harmoniously combined for maximum effect.

DECslide's paint menu contains a number of options for coloring your illustrations:

*Palette*—offers you a selection of 12 different color palettes, with 10 colors per palette.

*Color*—lets you change the default colors in your slide with the colors in the palette you have chosen.

*Background*—enables you to change the background color of your illustration.

*Object*—lets you select the object you wish to paint.

*Status*—checks the colors of your illustration if you are not working with a color monitor.

A VT241, or any color monitor that interfaces with a VT125 via RGB connectors, can be used to paint and display your illustration in color.

Note: Digital's VT125 graphics terminal does not directly display color

output. The color photographs shown represent VAX DECslide output displayed on a third-party color monitor, connected to the VT125 via its RGB (Red/Green/Blue) connector. Digital's new VT241 graphics terminal does display color, and VAX DECslide can be used with it, as well.

#### **The End Result.**

VAX DECslide is part of the VAX Information Architecture. When integrated with Digital's ALL-IN-1 office software, it is callable from any ALL-IN-1 menu.

Together with VAX DECgraph, it provides you with a package for presenting business graphics that is both cost-effective and easy to use. The end result: VAX DECslide reduces the costs associated with the production of presentation materials and lets you organize and present your information in an effective, concise, and professional manner—all with little effort on your part.

#### **We'd Like to Hear From You.**

If you'd like to learn more about VAX DECslide or any of Digital's information management products, just call your nearest Digital sales office. We're ready to help.

The information in this document is subject to change without notice and should not be construed as a commitment by Digital Equipment Corporation. Digital Equipment Corporation assumes no responsibility for any errors that may appear in this document.

Trademarks of Digital Equipment Corporation include:

ALL-IN-1, DATATRIEVE, DEC, DECalc, DECgraph, DECmate, DECnet, DECslide, DECSYSTEM-10, DECSYSTEM-20, DIBOL, the Digital logo, MASSBUS, PDP, P/OS, Professional, Rainbow, RSTS, RSX, UNNIBUS, VAX, VMS, VT